

TECHNICAL DATA:-

Design And Manufacturing : API 594 / API 6D
 Valve Face To Face Dimension : API 594
 Flange Standard Conformity : **Wafer type to suit**
 between two Flange as per ANSI B 16.5 150#
 Inspection & Testing : API 598

TEST PRESSURE		
TESTING	BODY	SEAT
HYDRAULIC	24 Kg/Cm ²	16 Kg/Cm ²

Size	50	65	80	100	125	150	200
C	60	67	73	73	86	98	127
ØD	105	124	137	175	197	222	279

Size	250	300	350	400	450	500	600
Port	273	327	356	406	457	510	610
C	146	181	184	191	203	219	222
ØD	340	410	445	510	545	600	712

10	PACKING WASHER	NBR (ASTM D 3187 GRADE NBR)
9	SPACE BUSH	SS 304 (ASTM A 276 TYPE 304)
8	SPACE BUSH	MS (ASTM A 350 CLASS LF1)
7	SPACE WASHER	SS 304 (ASTM A 276 TYPE 304)
6	PIN LOCK NUT	MS (ASTM A 350 CLASS LF1)
5	STOP PIN & HINGE PIN	SS 304 (ASTM A 276 TYPE 304)
4	SPRING	SPRING STEEL
3	SEAT	EPDM / NITRILE
2	PLATE	ASTM A 351 Gr. CF 8M
		ASTM A 351 Gr. CF 8
		ASTM A 216 Gr. W.C.B.
1	BODY	IS 210 Gr. FG 220
		ASTM A 216 Gr. W.C.B.
No.	Description	Material

TECHNICAL DATA:-

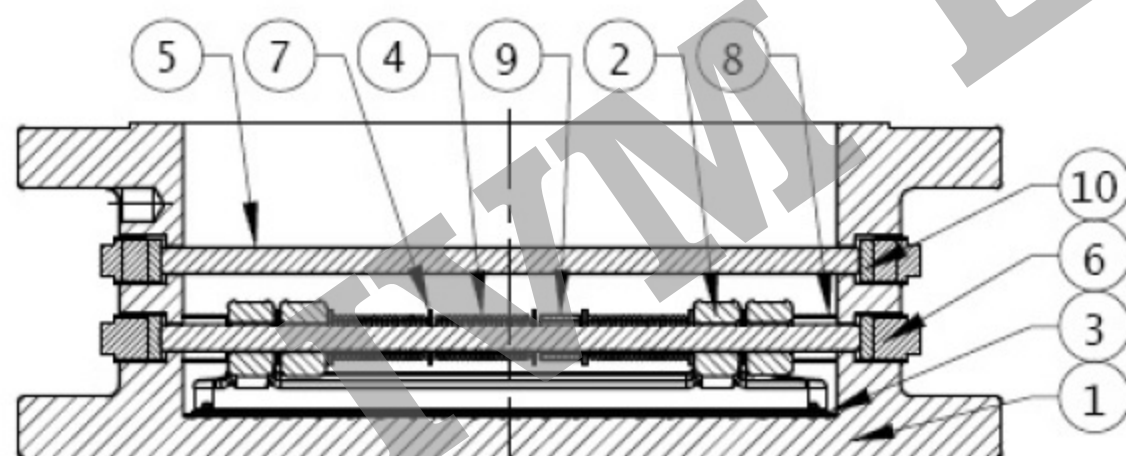
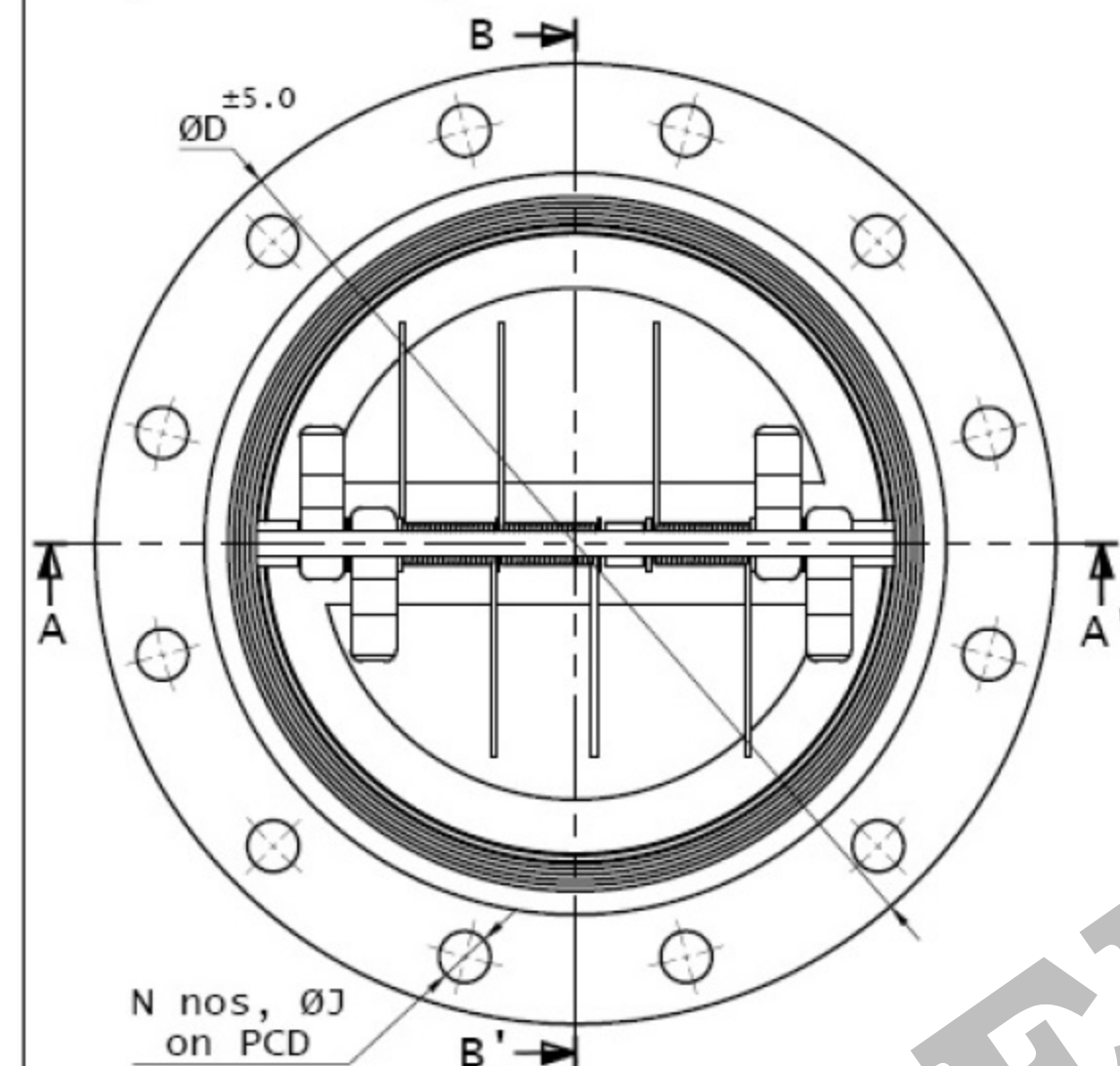
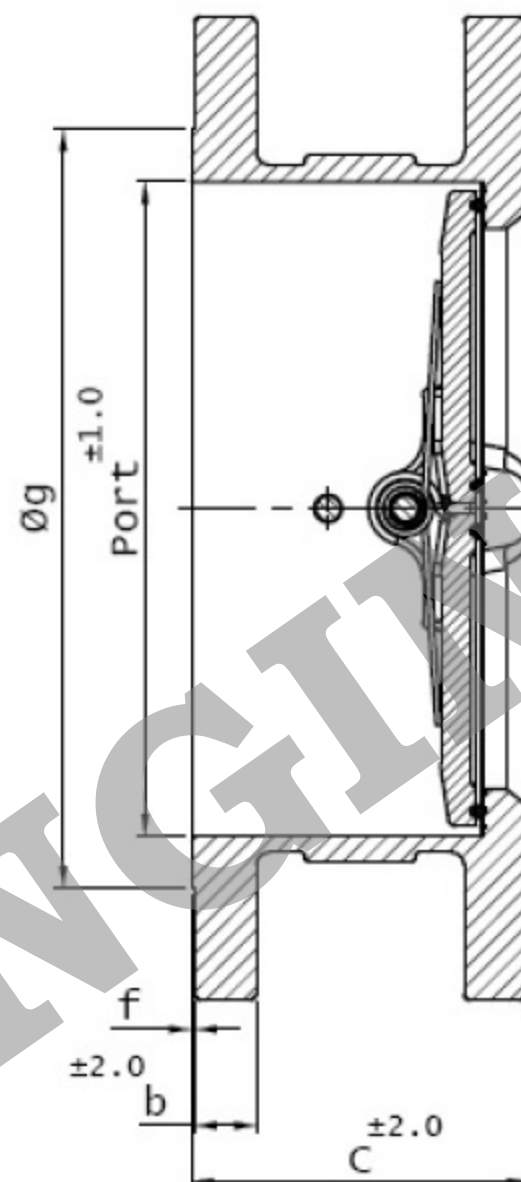
Design And Manufacturing	:	API 594 / API 6D
Valve Face To Face Dimension	:	API 594
Flange Standard Conformity	:	Double Flange to suit between two Flange as per ANSI B 16.5 150
Inspection & Testing	:	API 598

IVM ENGINEERING

AHMEDABAD

**TEST PRESSURE**

TESTING	BODY	SEAT
HYDRAULIC	15 Kg/Cm ²	10 Kg/Cm ²

**Section A A'****Section B B'**

Size	250	300	350	400	450	500	600
Port	273	327	356	406	457	510	610
C	146	181	184	191	203	219	222
ØD	405	485	535	595	635	700	815
b	28.6	30.2	33.4	35	38.1	41.3	46.1
Øg	323.8	381	412.8	469.9	533.4	584.2	692.2
f	2	2	2	2	2	2	2
ØJ	25.4	25.4	28.6	28.6	31.75	31.75	34.9
N	12	12	12	16	16	20	20
PCD	362	431.8	476.3	539.8	577.9	635	749.3

Size	50	65	80	100	125	150	200
C	60	67	73	73	86	98	127
ØD	150	180	190	230	255	280	345
b	14.3	15.9	17.5	22.3	22.3	23.9	27
Øg	92.1	104.8	127	157.2	185.7	215.9	269.9
f	2	2	2	2	2	2	2
ØJ	19.05	19.05	19.05	19.05	22.2	22.2	22.2
N	4	4	4	8	8	8	8
PCD	120.7	139.7	152.4	190.5	215.9	241.3	298.5

10	PACKING WASHER	NBR
9	SPACE BUSH	S.S. 304
8	SPACE BUSH	M.S.
7	SPACE WASHER	S.S. 304
6	PIN LOCK NUT	M.S.
5	STOP PIN & HINGE PIN	S.S. 304
4	SPRING	SPRING STEEL
3	SEAT	NBR/EPDM/VITON
2	PLATE	ASTM A 351 Gr. CF 8M ASTM A 351 Gr. CF 8 ASTM A 216 Gr. WCB
1	BODY	ASTM A 351 Gr. CF 8M ASTM A 351 Gr. CF 8 ASTM A 216 Gr. WCB
No.	Description	Material